


# SITKA TRENDS ECONOMIC NEWSLETTER



December 2023

## Brewfest Success

We would like to thank everyone that came out to brave the weather and have fun on a very wet and windy Alaska Day afternoon to celebrate the end of the cruise ship season at SEDA's Brewfest and Chili Cook-Off. First congratulations to Isaiah Gerke for winning this year's Brewfest Chili Cook-Off. We would like to thank the folks that made the event possible this year. Harbor Mountain Brewing Company for their Brewfest special release beer, Periodic Element, along with their other tasty craft beers. Midnight Sun Brewing Company for coming down from Anchorage to showcase their likewise tasty craft beers. Halibut Point Crab and Chowder for providing beer and pourers. Elks Lodge #1662 for their continued support of the event. Chris Balovich and the CBC Construction team for helping set up and tear down event fencing. Aspen Hotels for providing lodging for out of town breweries. Seafood Producers Coop. for providing ice. Spenard Building Supplies for providing event tables. Hames Corporation. The Blatchley School staff, Sitka Youth Football volunteers, and ALFA for serving great food. Tiffany Pearson with Sitka Wedding and Events that helped plan and run the event. The CBS and Harrigan Centennial Hall Staff for working with us to host another successful event. DJ Meathead and the Seattle Fire Fighters Pipes and Drums for the great music and cool vibes. All the excellent beer pourers and volunteers (too many to name) for their support and help. Thank you to our main sponsor of the event; Alaska Airlines, Royal Caribbean Group, Holland America Group, Cruise Lines International Association, and the SEDA Board. We look forward to next year!





## Southeast Conference



Southeast Conference was held in SITKA this year with over 250 in person-attendees, 35 sponsors, 90 panelists and speakers and over \$60,000 raised for the UAS Scholarship. It truly was a phenomenal conference and the community welcomed guests incredibly with a week of food, music, and entertainment. Our local economy always thrives when we host these types of conferences, so we were thrilled to have an opportunity for Sitka to host this event.



The most notable takeaways from the conference included Southeast Alaska currently has the healthiest business climate in over a decade, jobs are up 5%, wages are up 11%, GDP is up, tourism continues to thrive, and healthcare, government, retail, construction, transportation and business services are all growing. On the flip side, labor, housing and childcare shortages continue to drive our year round population of working adults down, and salmon prices were low.

## Tourism

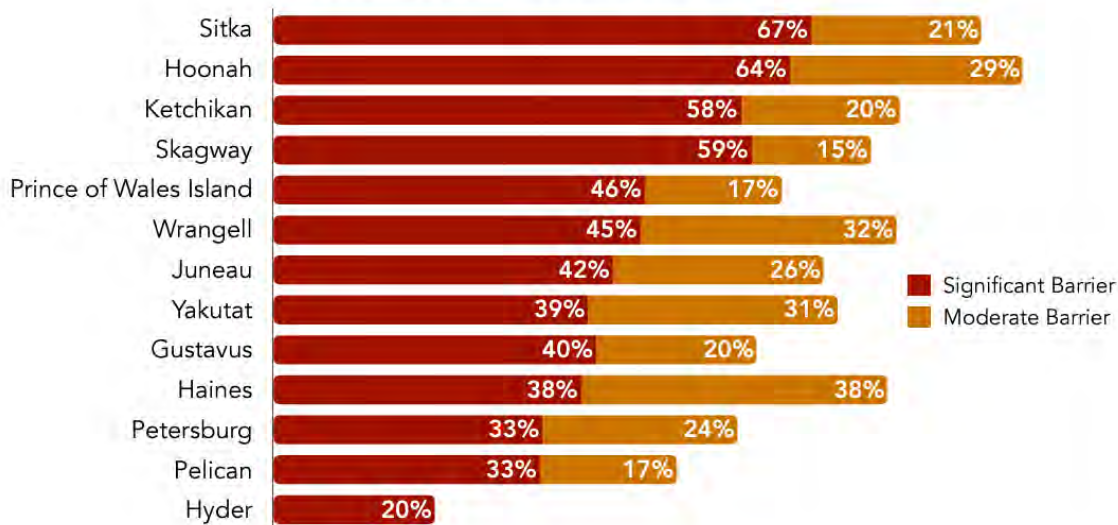
With so much continued discussion around cruise tourism lately, it was noted that the first ship in SE next year will be October 8th, 2024 and the last October 26th, 2024 with a total of 1.7 million visitors nearly in line with last year's numbers. However also worth mentioning air travel was also high, surpassing 2019 numbers, showing more folks also visiting Alaska independently.



## Retention Barriers

Additionally, the team did a great job of presenting the impact of housing on worker retention and turnover seen below. And, while we all know this is a continued issue it was telling that it was most concerning to Sitka’s over all other Southeast Alaskan’s. All of this information was compiled from the Southeast Alaska Conference slide deck. You can find the full presentation [here](#).

### “How does housing availability impact your business in Southeast Alaska?”

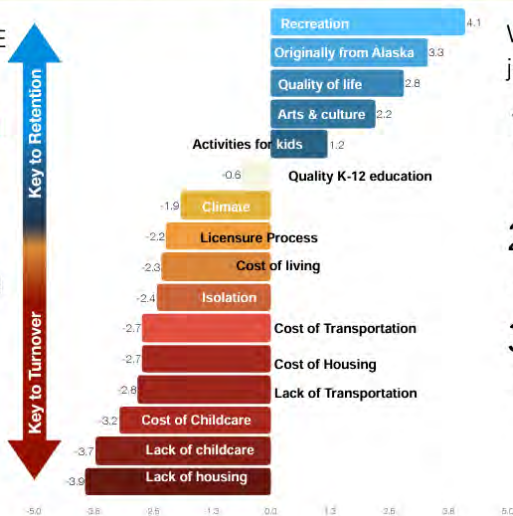


## Southeast Worker Retention & Turnover Survey

Southeast Alaska business leaders were asked to rank the significance of factors that result in hiring and long term retention, or in staff turnover or not taking the job. This is an overall ranking of their responses.

Why they come/stay at SE Jobs:

- 1) **Recreation** opportunities, because
- 2) they are originally **from here**, and
- 3) the for high **quality of life**.



Why they leave/don't take jobs in SE:

- 1) **Housing** (lack of and costs)
- 2) **Childcare** (lack of and costs)
- 3) **Transportation** (lack of and costs)



*The data below are the most recent available from various sources.*

<b>EMPLOYMENT</b>	<b>Oct 2023</b>	<b>Oct 2022</b>	<b>Oct 2021</b>
Total Labor Force – Sitka (Source: Alaska Dept. of Labor)	4,356	4,448	4,471
Number Filing for Unemployment – Sitka (Source: Alaska Dept. of Labor)	132	104	179
Unemployment Rate – Sitka (Source: Alaska Dept. of Labor)	3.0%	2.3%	4.0%
Unemployment Rate – Alaska (Source: Alaska Dept. of Labor)	4/1%	3.3%	5.3%
Unemployment Rate – National (Source: Alaska Dept. of Labor)	3.6%	3.4%	4.3%
<b>Job Openings</b> (Source: Alaska Dept. of Labor)	<b>Dec 2023</b>	<b>June 2022</b>	<b>June 2021</b>
Job orders at Sitka Job Center (includes SEARHC)	159	212	250
SEARHC job openings in Sitka	78	94	80

<b>Quarterly Census Employment</b> (Source: AK Dept. of Labor QCEW)	<b>2022 Annual</b>	<b>2021 Annual</b>	<b>2020 Annual</b>
Average Monthly Employment	4,267	4,132	3,751
Average Government Employment	952	849	851
Average Private Ownership Employment	3,315	3,283	2,900
<b>Average Monthly Wage</b> (Source: AK Dept. of Labor QCEW)	<b>2022</b>	<b>2021</b>	<b>2020</b>
All Sectors	\$4,732	\$4,363	\$4,287
Government Total	\$4,986	\$5,117	\$5,025
Federal Government	\$7,033	\$7,262	\$6,481
State Government	\$4,536	\$4,499	\$4,503
Local Government	\$4,893	\$5,001	\$4,981
Private Sector	\$4,659	\$4,168	\$4,071
<b>Per Capita Personal Income</b> (Source: US Bureau Econ. Analysis)	<b>2021</b>	<b>2020</b>	<b>2019</b>
Sitka	\$75,917	\$69,742	\$70,715
Juneau	\$75,996	\$72,097	\$71,082



Ketchikan	\$72,278	\$67,465	\$69,052
Alaska	\$65,813	\$62,756	\$61,316
<b>City Revenues – Fiscal Year (July 1- June 30)</b>	<b>FY2023</b>	<b>FY2022</b>	<b>FY2021</b>
Sales Tax Collected – Total Remitters	\$15,668,226	\$14,572,130	\$13,115,998
Bed Tax Collected – Total Remitters		\$669,958	\$407,024
Property Tax Collected – Total Remitters	\$7,321,141	\$7,200,260	\$7,242,612
Raw Fish Tax – Received into Harbor Fund		\$1,752,179	\$855,702
<i>*FY2023 budget, FY 2022 projected</i>			
<b>Cost of Living Indicators</b>			
<b>Transportation – Regular Gasoline per gallon</b>	<b>Dec. 2023</b>	<b>Dec. 2022</b>	<b>% Change</b>
Sitka (Source: AAA)	\$5.32	\$5.58	-4.66%
Juneau (Source: AAA)	\$4.02	\$5.05	-20.39%
Anchorage (Source: AAA)	\$3.99	\$4.28	-6.77%
Alaska Average (Source: AAA)	\$3.99	\$4.22	-5.45%
National Average (Source: AAA)	\$3.26	\$3.58	-8.94%
<b>Housing - HUD Fair Market Rent – Sitka</b> (Source: U.S. HUD)	<b>2023</b>	<b>2022</b>	<b>% Change</b>
Efficiency	\$956	\$907	5.40%
One-Bedroom	\$1,110	\$1,040	6.73%
Two-Bedroom	\$1,316	\$1,229	7.07%
Three-Bedroom	\$1,870	\$1,715	9.04%
<b>Housing - HUD Fair Market Rent – Ketchikan</b> (Source: U.S. HUD)	<b>2023</b>	<b>2022</b>	<b>% Change</b>
Efficiency	\$905	\$886	2.14%
One-Bedroom	\$1,029	\$1,014	1.48%
Two-Bedroom	\$1,354	\$1,334	1.50%
Three-Bedroom	\$1,815	\$1,777	2.14%
<b>Housing – Construction and Sales</b>	<b>3rd Quarter</b> <b>2023</b>	<b>3rd Quarter</b> <b>2022</b>	<b>3rd Quarter</b> <b>2021</b>
Value of Construction Permits Issued (Source: CBS Building Department)	\$7,404,355	\$3,400,480	\$5,244,521
Net Dwelling Units Added (Source: AHFC)	4	4	23
Total Homes Sold – all types combined (Source: CBS Assessing Dept.)	31	39	38



Vacant Lots Sold – residential (Source: CBS Assessing Dept.)	13	2	12
<b>POPULATION</b>	<b>2022</b>	<b>2021</b>	<b>2020</b>
City & Borough of Sitka (Source: AK Dept. of Labor)	8,350	8,387	8,523
Southeast Alaska (Source: AK Dept. of Labor)	72,218	72,494	72,571
State of Alaska (Source: AK Dept. of Labor)	736,556	734,323	728,903
<b>PUBLIC SCHOOL ENROLLMENT – Sitka School District</b>	<b>Oct. 1, 2022</b>	<b>Oct. 1, 2021</b>	<b>Oct. 1, 2020</b>
Total student enrollment KG-12 (Source: AK Dept. of Education)	1,137	1,177	1,162



## 2023 INVESTOR FORM

**There is still time to get in your 2023 sponsorship!**

Suggested Contribution Levels:

- Diamond \$5,000
- Platinum \$2,500-\$4,999
- Gold \$1,000-\$2,499
- Silver \$500-\$999
- Bronze \$100-\$499

Make Checks Payable to SEDA

**Donation from** (you will receive a recognition letter for IRS tax deduction):

Name \_\_\_\_\_

Company \_\_\_\_\_

Address \_\_\_\_\_

City \_\_\_\_\_ State \_\_\_\_\_ Zip \_\_\_\_\_

We would like to acknowledge all of our supporters on the SEDA website, Facebook page, and at SEDA events. May we acknowledge your contribution?

Yes     No, please keep my contribution confidential.

### **THANK YOU SO MUCH FOR YOUR CONTRIBUTION!**

Mail this form and your check to:  
SEDA 329 Harbor Drive, Suite 202  
Sitka, AK 99835

### **Have questions to ask or ideas to share?**

Contact: Garry White, Executive Director  
Phone: 907-747-2660    Email: [garrywhite@gci.net](mailto:garrywhite@gci.net)



**SITKA ECONOMIC DEVELOPMENT ASSOCIATION**

329 Harbor Drive, Suite 202 • Sitka, Alaska 99835 • (907) 747-2660 • fax (907) 747-7688 • [www.sitka.net](http://www.sitka.net)



# Thank You 2023 Supporters!

Don't see your company's name? We would love your support! More info on how to get involved below.

## Diamond Level



## Platinum Level



## Gold Level



Prewitt Enterprises

## Silver Level



**Allen Marine**  
Explore with the Locals



**Sitka Vision Clinic**  
Wayne Hagerman O.D.



**Tongass**  
Federal Credit Union

Ken Cameron

## Bronze Level



THE GREATER SITKA  
**chamber**  
OF COMMERCE



**Sitka** VISIT

House of Liquor